



PARKWAYSCHOOLS

HIGHER EXPECTATIONS. BRIGHTER FUTURES.

Financial Statements

Date: February 2019

PARKWAY SCHOOL DISTRICT
MONTHLY FINANCIAL REPORT
TABLE OF CONTENT

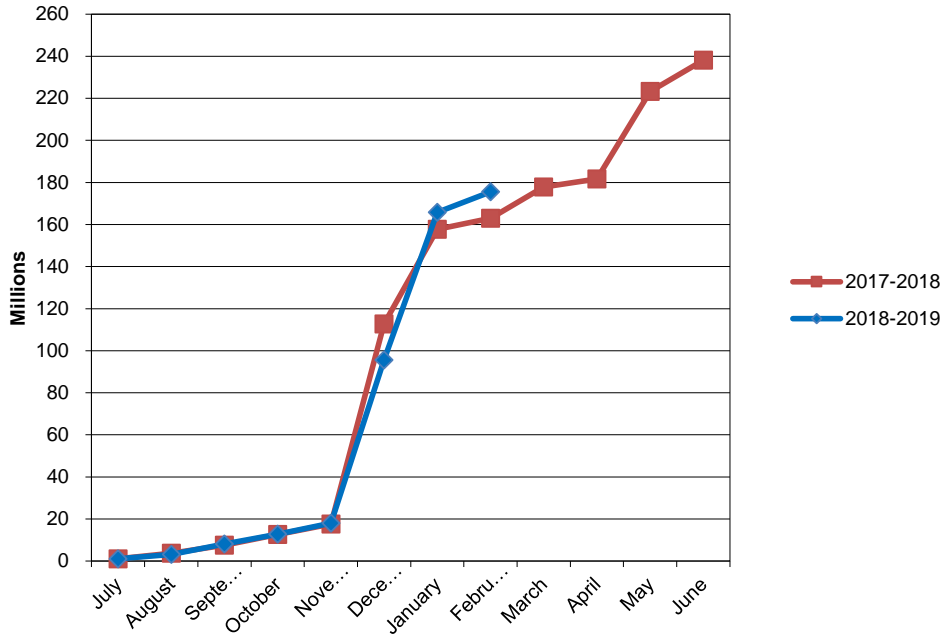
<u>DOCUMENT</u>	<u>PAGE</u>
EXECUTIVE SUMMARY.	1 - 2
GRAPHS - REVENUE, EXPENDITURE, CASH, AND FUND BALANCE .	3 - 5
RECAPITULATION OF FUNDS	6
ACCRUAL BALANCE SHEET.	7
BREAKOUT OF CASH AND INVESTMENTS	8
MODIFIED ACCRUAL REVENUE SCHEDULE	9
EXPENDITURE SUMMARY BY OBJECT	10
FOOD SERVICE INCOME AND EXPENSE	11
EXPENDITURE SUMMARY BY BUILDING	12
EXPENDITURE SUMMARY BY PROGRAM	13 - 15
GLOSSARY	16 - 17
PURCHASING REPORTS	18 - 36

total from last year in AV to \$130,000,000 for July – January. This will most likely result in a collection rate lower than our budgeted 97%.

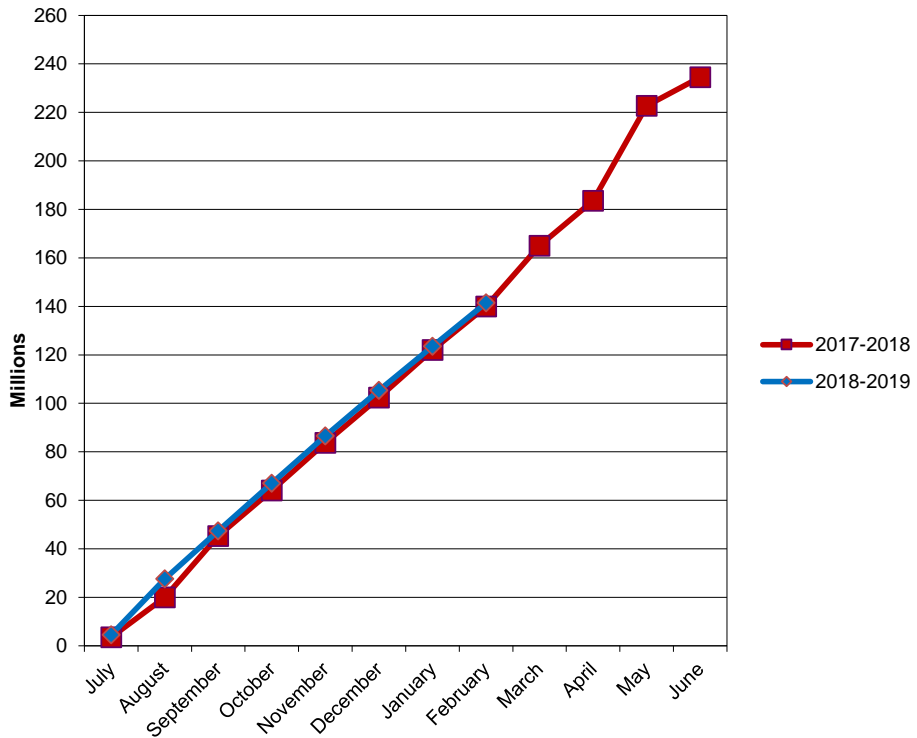
3. New Construction Assessments - In September we received our final amounts from St. Louis County. We had another strong year with new construction.
4. Interest Income –Interest rates are continuing to increase. As we make our investment of funds, we will be able to project an interest income this year. Our interest from our banking account is holding strong.
5. State Revenue –DESE will be adjusting the State Adequacy Target for the formula revenues. The State Adequacy Target is still well below the amount determined by the original formula legislation.
6. Unaccredited Schools – Parkway is continuing provide educational services for students from both Riverview Gardens and the Normandy School Districts that have been enrolled in Parkway. The tuition to be charged to the Normandy School District and to Riverview Garden’s School District is lower than Parkway’s regular tuition rates and is the rate charged to VICC. The students are able to remain in Parkway until they are at a natural transition and then will return to their home district.
7. Spot Market Purchases – For information purposes, fiscal year-to-date purchases under the spot market procurement policy are as follows:

Fuel	\$	327,962.14
Paper	\$	157,474.80
Trash Liner	\$	37,692.00
Produce:	\$	89,295.00

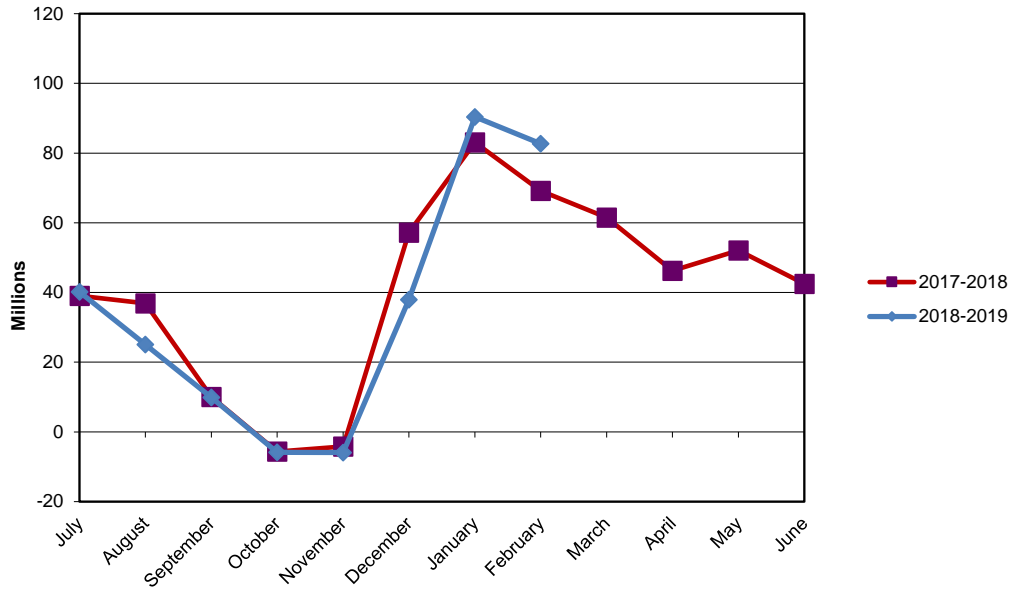
PARKWAY SCHOOL DISTRICT ACTUAL OPERATING REVENUE

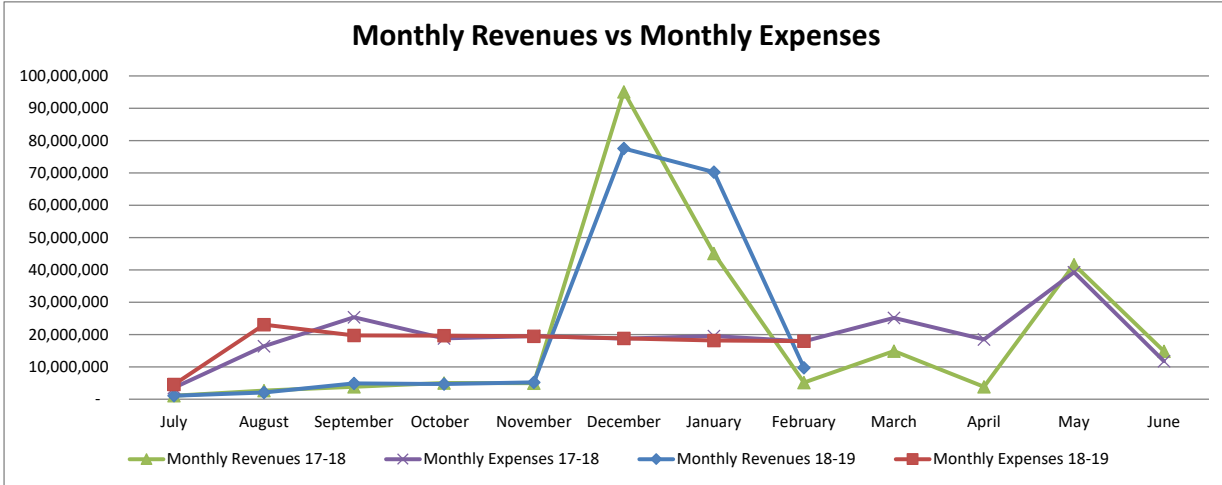
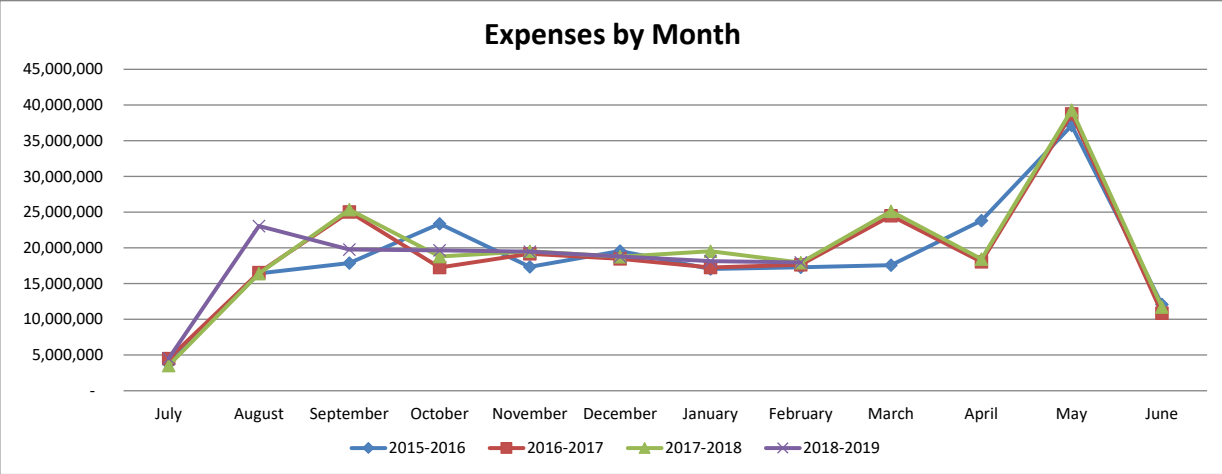
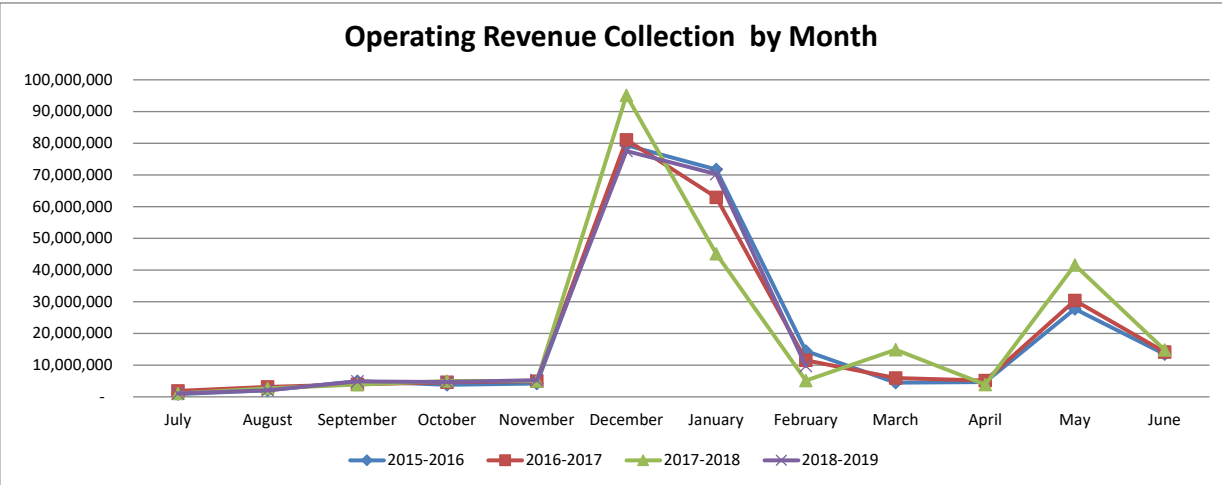


PARKWAY SCHOOL DISTRICT ACTUAL OPERATING EXPENDITURES



PARKWAY SCHOOL DISTRICT OPERATING FUND CASH AND INVESTMENTS





**Parkway School District
Recapitulation of Funds
Budget 2018-2019 With Restatement of Opening Balances**

FY2019 Full Year Projection

	Operating	Debt Service	Capital Projects	2014 Bond Issue	All Funds
Beginning Fund Balance	46,492,486	36,717,985	2,253,613	17,496,421	102,960,505
Revenues	240,064,725	23,671,221	7,427,439	15,000	271,178,385
Expenses	238,077,339	25,433,648	3,592,730	17,511,421	284,615,138
Ending Fund Balance	48,479,872	34,955,558	6,088,322	-	89,523,752

ACTUAL FY19 THROUGH 2/28/19

	Operating	Debt Service	Capital Projects	2014 Bond Issue	All Funds
Beginning Fund Balance	46,492,486	36,717,985	2,253,613	17,496,421	102,960,505
Revenues	175,515,179	19,296,156	6,114,687	147,741	201,073,763
Expenses	141,428,817	23,110,374	1,820,111	13,575,702	179,935,004
Ending Fund Balance	80,578,848	32,903,767	6,548,189	4,068,460	124,099,264

ACTUAL FY18 THROUGH 2/28/18

	Operating	Debt Service	Capital Projects	2014 Bond Issue	All Funds
Beginning Fund Balance	44,415,182	13,767,360	652,502	38,079,930	96,914,974
Revenues	162,957,507	47,711,720	2,358,009	114,306	213,141,542
Expenses	139,907,559	59,337,042	2,450,302	13,475,521	215,170,424
Ending Fund Balance	67,465,130	2,142,038	560,209	24,718,715	94,886,092

**PARKWAY SCHOOL DISTRICT
ACCRUAL BALANCE SHEET
February 28, 2019**

	TOTAL- ALL FUNDS 2/28/2019	TOTAL- ALL FUNDS 2/28/2018
ASSETS		
Cash & Investments	\$ 140,701,580	106,503,888
Accounts Receivable	\$ 202,493	249,362
Inventories	\$ 760,069	653,530
Prepaid Expenses	\$ 1,432,586	1,302,587
Land	\$ 3,457,837	3,457,837
Land Improvements	\$ 17,072,007	18,034,643
Buildings/Improvements	\$ 163,361,982	151,631,814
Construction in Progress	\$ 50,522,194	52,539,700
Equipment	\$ 12,674,728	13,815,316
Total Assets	\$ 390,185,476	348,188,677
LIABILITIES & FUND BALANCE		
Accounts Payable - Operating Funds	\$ 1,363,388	528,376
Accounts Payable - Bond Issue Funds	\$ 182,216	36,454
Wages, Payroll Taxes, and Benefits Payable	\$ 3,142,362	3,126,087
Bonds Payable	\$ 206,945,000	201,620,000
Interest Payable	\$ 2,578,845	1,924,587
Liability for Compensated Absences	\$ 1,502,251	1,432,869
Liability for Early Retirement	\$ 902,168	1,932,641
Total Liabilities	\$ 216,616,230	210,601,014
Bond Issue Fund Balance	\$ 4,068,460	24,718,715
Debt Service Fund Balance	\$ 32,903,767	2,142,038
Capital Projects Fund Balance	\$ 6,548,189	560,209
Equity in Fixed Assets less Long Term Liabilities	\$ 35,160,484	32,569,213
Medical Fund Balance	\$ 14,309,498	10,132,358
Operating Fund Balance	\$ 80,578,848	67,465,130
Total Fund Balance	\$ 173,569,246	137,587,663
TOTAL LIABILITIES & FUND BALANCE	\$ 390,185,476	348,188,677

BREAKOUT OF CASH & INVESTMENT BALANCE

	<u>2/28/2019</u>	<u>2/28/2018</u>
MEDICAL FUND CASH	14,309,498	10,132,358
DEBT SERVICE FUND CASH	32,903,623	2,120,747
DEBT SERVICE FUND INVESTMENTS	143	7,755
BOND ISSUE FUND CASH	3,878,439	6,317,394
BOND ISSUE FUND INVESTMENTS	7,805	18,726,893
CAPITAL PROJECTS FUND CASH	6,911,819	-
OPERATING FUND CASH	82,690,253	69,198,742
	<hr/>	<hr/>
TOTAL	140,701,580	106,503,888

RESTRICTED RESERVE

	<u>2/28/2019</u>	<u>2/28/2018</u>
FOOD SERVICE	220,579	578,346
MEDICAL BENEFITS	14,309,498	11,349,586
STUDENT ACTIVITY	3,170,123	3,064,136
	<hr/>	<hr/>
TOTAL	17,700,200	14,992,068

PARKWAY SCHOOL DISTRICT
MODIFIED ACCRUAL REVENUE SCHEDULE
TOTAL ALL FUNDS

	YEAR TO DATE 2-28-2019				YEAR TO DATE 2-28-2018			
	BUDGETED REVENUE	REVENUE REALIZED	% REALIZED	BALANCE TO BE REALIZED	REVENUE** 6/30/2018	REVENUE REALIZED	% REALIZED	BALANCE TO BE REALIZED
LOCAL								
Property Taxes	172,325,159	140,163,847	81.34%	32,161,312	168,199,861	131,646,578	78.27%	36,553,283
Sales Tax	15,819,210	8,040,678	50.83%	7,778,532	15,440,981	7,678,440	49.73%	7,762,541
M&M Surtax	4,733,790	2,902,145	61.31%	1,831,645	4,857,510	2,461,239	50.67%	2,396,271
Food Service	4,070,811	2,754,832	67.67%	1,315,979	4,209,014	1,689,828	40.15%	2,519,186
Other Local	8,256,010	2,098,821	25.42%	6,157,189	9,245,144	2,926,169	31.65%	6,318,975
VICC-VST Revenue	7,431,350	2,488,000	33.48%	4,943,350	7,890,932	2,426,710	30.75%	5,464,222
TOTAL LOCAL	212,636,330	158,448,323	74.52%	54,188,007	209,843,442	148,828,964	70.92%	61,014,478
INTEREST	894,906	618,181	69.08%	276,725	798,119	320,697	40.18%	477,422
COUNTY	3,216,007	3,316,254	103.12%	(100,247)	3,299,694	722,279	21.89%	2,577,415
STATE								
Basic Formula	2,413,326	1,471,317	60.97%	942,009	2,702,394	1,577,707	58.38%	1,124,687
Classroom Trust	6,569,703	3,701,255	56.34%	2,868,448	6,406,422	3,848,137	60.07%	2,558,285
Transportation	1,121,936	822,018	73.27%	299,918	1,168,043	777,590	66.57%	390,453
Other State	1,586,861	1,539,222	97.00%	47,639	1,998,855	1,230,064	61.54%	768,791
TOTAL STATE	11,691,826	7,533,812	64.44%	4,158,014	12,275,714	7,433,498	60.55%	4,842,216
FEDERAL								
Federal Food Service	2,112,600	1,243,096	58.84%	869,504	2,145,449	1,262,451	58.84%	882,998
Other Federal Entitlements	3,178,963	1,194,946	37.59%	1,984,017	2,991,905	1,181,750	39.50%	1,810,155
TOTAL FEDERAL	5,291,563	2,438,042	46.07%	2,853,521	5,137,354	2,444,201	47.58%	2,693,153
OTHER FINANCING SOURCES								
Transportation Reimbursement	2,748,874	1,096,278	39.88%	1,652,596	2,884,503	1,063,900	36.88%	1,820,603
Tuition From Other Districts	50,000	37,351	74.70%	12,649	206,142	103,351	50.14%	102,791
Sale Of Property	35,219	8,499	24.13%	26,720	35,219	27,352	77.66%	7,867
TOTAL OTHER FINANCING SOURCES	2,834,093	1,142,128	40.30%	1,691,965	3,125,864	1,194,603	38.22%	1,931,261
SUB-TOTAL OPERATING REVENUE	236,564,725	173,496,740	73.34%	63,067,985	234,480,187	160,944,242	68.64%	73,535,945
STUDENT ACTIVITIES	3,500,000	2,018,439	57.67%	1,481,561	3,623,837	2,013,265	55.56%	1,610,572
TOTAL OPERATING REVENUE	240,064,725	175,515,179	73.11%	64,549,546	238,104,024	162,957,507	68.44%	75,146,517
NON-OPERATING REVENUES								
2015 Bond Issue Interest/Premium	15,000	147,741	984.94%	(132,741)	302,657	114,306	37.77%	188,351
Refunding Bond Issuance	-	-	0.00%	-	27,405,000	-	0.00%	27,405,000
Refunding Bond Issue Premium	-	-	0.00%	-	2,276,429	-	0.00%	2,276,429
Debt Service Property Taxes	22,532,176	18,326,961	81.34%	4,205,215	22,185,774	17,364,350	78.27%	4,821,424
Debt Service Interest/Premium	505,192	353,309	69.94%	151,883	729,102	2,850,611	390.98%	(2,121,509)
Debt Service County Revenue	633,853	615,886	97.17%	17,967	642,409	27,496,759	4280.26%	(26,854,350)
Cap. Projects Property Taxes	6,883,809	5,599,073	81.34%	1,284,736	2,263,855	1,771,872	0.00%	491,983
Capital Projects Other	243,396	274,906	112.95%	25,094	412,470	33,127	0.00%	379,343
Capital Projects Grants	-	-	0.00%	-	290,055	290,055	0.00%	-
Marketing Agreement	300,000	240,417	80.14%	-	378,750	262,917	69.42%	115,833
Capital Interest/Premium	234	291	124.36%	(57)	236	38	100.00%	198
TOTAL ALL REVENUE SOURCES	271,178,385	201,073,763	74.15%	70,104,622	294,990,760	213,141,542	72.25%	81,849,218

EXPENDITURE SUMMARY BY OBJECT
TOTAL ALL FUNDS
February 28, 2019

	BUDGET 2018-2019	ACTUAL EXPENDITURES YTD 2/28/2019	% EXPENDED 2018-2019	ACTUAL** EXPENDITURES 06/30/2018	ACTUAL EXPENDITURES YTD 2/28/2018	% EXPENDED 2017-2018	CHANGE FROM PRIOR YEAR \$	%
SALARIES								
Certificated	100,407,728	57,068,740	56.84%	98,362,989	56,030,269	56.96%	1,038,471	-0.13%
Classified	38,863,174	23,029,909	59.26%	37,714,509	22,760,446	60.35%	269,463	-1.09%
Administrative	11,987,413	7,920,017	66.07%	11,740,688	7,698,292	65.57%	221,725	0.50%
TOTAL SALARIES	151,258,315	88,018,666	58.19%	147,818,186	86,489,007	58.51%	1,529,659	-0.32%
BENEFITS								
Retirement, Social Security and Medicare	25,037,375	14,894,573	59.49%	25,027,067	14,670,331	58.62%	224,242	0.87%
Medical, Dental and Life Insurance	28,999,615	17,321,790	59.73%	27,759,590	17,129,478	61.71%	192,312	-1.98%
TOTAL BENEFITS	54,036,990	32,216,363	59.62%	52,786,657	31,799,809	60.24%	416,554	-0.62%
PURCHASED SERVICES								
Substitute Services	2,948,473	1,773,046	60.13%	3,108,104	1,841,306	59.24%	(68,260)	0.89%
Tuition	148,000	50,821	34.34%	137,925	120,388	87.29%	(69,567)	-52.95%
Professional Services	2,848,330	1,480,689	51.98%	1,876,035	1,487,788	79.30%	(7,099)	-27.32%
Audit	34,000	33,800	99.41%	29,000	29,000	100.00%	4,800	-0.59%
Technical Services	92,400	88,020	95.26%	156,988	102,383	65.22%	(14,363)	30.04%
Legal Services	200,000	79,673	39.84%	171,663	98,946	57.64%	(19,273)	-17.80%
Property Services	2,184,431	1,404,163	64.28%	2,181,468	1,556,314	71.34%	(152,151)	-7.06%
Travel & Contracted Trans.	1,748,554	783,467	44.81%	2,354,238	1,070,095	45.45%	(286,628)	-0.65%
Property Insurance	864,809	823,526	95.23%	830,850	780,247	93.91%	43,279	1.32%
Liability Insurance	847,639	800,343	94.42%	801,690	802,234	100.07%	(1,891)	-5.65%
Other Purchased Services	1,686,392	895,213	53.08%	1,664,595	766,846	46.07%	128,367	7.02%
TOTAL PURCHASED SERVICES	13,603,028	8,212,761	60.37%	13,312,556	8,655,547	65.02%	(442,786)	-4.64%
CONSUMABLES								
General Supplies	3,955,734	2,097,409	53.02%	3,977,905	2,445,387	61.47%	(347,978)	-8.45%
Instructional Supplies	8,320,158	4,707,562	56.58%	6,437,240	4,396,263	68.29%	311,299	-11.71%
Library Books	279,575	190,267	68.06%	272,414	151,716	55.69%	38,551	12.36%
Energy Services	4,072,900	2,623,666	64.42%	3,989,929	2,337,718	58.59%	285,948	5.83%
Food Service Supplies	3,000,000	1,757,844	58.59%	2,462,106	1,958,127	79.53%	(200,283)	-20.94%
TOTAL CONSUMABLES	19,628,367	11,376,748	57.96%	17,139,594	11,289,211	65.87%	87,537	-7.91%
OPERATING LEASES	50,639	41,215	81.39%	37,823	37,823	100.00%	3,392	-18.61%
SUBTOTAL OPERATING EXPENSES	238,577,339	139,865,753	58.62%	231,094,816	138,271,397	59.83%	1,594,356	-1.21%
STUDENT ACTIVITIES	3,500,000	1,563,064	44.66%	3,431,904	1,636,162	47.68%	(73,098)	-3.02%
ANTICIPATED EXPENDITURE SAVINGS	(4,000,000)	-	0.00%	-	-	0.00%	-	0.00%
TOTAL OPERATING EXPENSES	238,077,339	141,428,817	59.40%	234,526,720	139,907,559	59.66%	1,521,258	-0.25%
CAPITAL OUTLAY - NON BOND EXPENSES								
Land Improvement	100,000	25,841	25.84%	439,404	365,525	83.19%	(339,684)	-57.35%
Building Alterations	130,000	(152,957)	-117.66%	109,544	76,157	69.52%	(229,114)	-187.18%
General Equipment	351,478	234,544	66.73%	592,157	1,584,565	267.59%	(1,350,021)	-200.86%
Instructional Equipment	861,619	73,259	8.50%	303,333	68,376	22.54%	4,883	-14.04%
Technology Equipment	200,000	152,397	76.20%	209,280	57,569	27.51%	94,828	48.69%
Student Activity	100,000	115,680	115.68%	96,799	79,524	82.15%	33,533	33.53%
Vehicles	240,000	149,853	62.44%	5,080	5,080	100.00%	144,773	-37.56%
School Buses	1,278,159	1,010,196	79.04%	1,159,675	-	100.00%	1,010,196	-20.96%
TOTAL CAPITAL OUTLAY	3,261,256	1,608,813	49.33%	2,915,272	2,236,796	76.73%	(627,983)	-27.40%
BOND ISSUE EXPENDITURES	17,511,421	13,575,702	77.52%	20,886,166	13,475,521	64.52%	100,181	13.01%
CAPITAL FUND - BUS LEASES	331,474	211,298	63.74%	328,980	213,506	64.90%	(2,208)	-1.15%
DEBT SERVICE - GO BONDS	25,433,648	23,110,374	90.87%	30,288,090	59,337,042	195.91%	(36,226,668)	-105.04%
GRAND TOTAL EXPENSES	284,615,138	179,935,004	63.22%	288,945,228	215,170,425	74.47%	(35,235,421)	-11.25%

**FOOD SERVICE
STATEMENT OF INCOME AND EXPENSE
February 28, 2019**

		<u>BUDGET FY19</u>	<u>CURRENT MONTH</u>	<u>ACTUAL EXPENDITURES YTD 2/28/2019</u>	<u>% EXPENDED</u>	<u>PRIOR YEAR ACTUAL FY18</u>	<u>PRIOR YEAR TO DATE February 2018</u>	<u>PRIOR YEAR % EXPENDED</u>
RESERVE FOOD SERVICE SURPLUS	-81.0%		\$278,351	\$108,211		\$135,350	\$568,399	
INCOME								
LOCAL	539.2%	4,070,811	\$347,420	\$2,754,832	67.67%	\$4,209,014	\$430,984	10.24%
STATE	556.9%	38,039	\$2,359	\$16,166	42.50%	\$23,694	\$2,461	10.39%
FEDERAL	549.6%	2,112,600	\$211,799	\$1,450,988	68.68%	\$2,141,863	\$223,369	10.43%
TOTAL INCOME	542.8%	6,221,450	\$561,578	\$4,221,985	67.86%	\$6,374,571	\$656,813	10.30%
COST OF GOODS SOLD:								
Beginning Inventory	-45.5%		\$326,100	\$167,832		\$132,849	\$308,136	231.94%
Add: Purchases-Food	486.8%	3,000,000	\$248,405	\$1,757,874	58.60%	\$2,590,905	\$299,589	11.56%
Purchases-Other	1243.4%	236,280	\$20,021	\$186,296	78.85%	\$186,290	\$13,868	7.44%
Goods Available	239.8%		\$594,526	\$2,112,002		\$2,910,044	\$621,593	21.36%
Less: Ending Inventory	5.8%		\$331,053	\$331,053		\$167,832	\$312,956	186.47%
TOTAL COST OF GOODS	477.0%	3,236,280	\$263,473	\$1,780,949	55.03%	\$2,742,212	\$308,637	11.26%
GROSS MARGIN	601.1%	\$2,985,170	\$298,105	\$2,441,037	81.77%	\$3,632,360	\$348,177	9.59%
OPERATION COSTS:								
Salaries	532.5%	2,144,495	\$246,982	\$1,482,633	69.14%	\$2,359,241	\$234,424	9.94%
Fringe Benefits	598.6%	1,227,870	\$109,226	\$790,706	64.40%	\$1,176,834	\$113,192	9.62%
Purchased Services	4908.5%	91,716	\$8,185	\$52,711	57.47%	\$60,690	\$1,052	1.73%
Operating Supplies	8588.9%	68,955	\$3,949	\$65,453	94.92%	\$53,316	\$753	1.41%
Credit for Services	480.7%	(100,000)	(\$12,464)	(\$64,988)	64.99%	(\$128,799)	(\$11,192)	8.69%
Total Operating Costs	587.9%	3,433,036	\$355,878	\$2,326,516	67.77%	\$3,521,281	\$338,230	9.61%
INCOME (LOSS) FROM OPERATIONS	1051.3%	(447,866)	(\$57,772)	\$114,521		\$111,078	\$9,947	8.95%
EQUIPMENT		200,000	\$0	\$2,153	1.08%	\$138,218	\$1,460	1.06%
RESERVE FOOD SERVICE SURPLUS	-61.8%		\$220,579	\$220,579		\$108,211	\$576,886	533.11%

**Parkway School District
Building Location Recap Report**

Fiscal Year 2019 Through Period 8 Run Date: 03-06-2019 @ 16:24:20

	Budget	Expended	Encumbrances	Unexpended
FERN RIDGE HIGH	16,400.00	13,109.63	1,277.05	2,013.32
CENTRAL HIGH	364,381.00	192,431.29	33,660.67	138,289.04
NORTH HIGH	288,008.00	168,705.20	13,553.42	105,749.38
WEST HIGH	338,231.00	225,848.46	50,964.80	61,417.74
SOUTH HIGH	478,348.00	253,565.67	39,286.98	185,495.35
SOUTHWEST MIDDLE	119,372.00	90,842.61	1,701.72	26,827.67
CENTRAL MIDDLE	192,990.00	113,394.66	26,911.36	52,683.98
NORTHEAST MIDDLE	170,385.00	142,151.77	1,256.14	26,977.09
SOUTH MIDDLE	134,712.00	81,445.77	12,182.88	41,083.35
WEST MIDDLE	225,907.00	178,800.88	32,611.85	14,494.27
BARRETS ELEM.	78,502.00	39,420.16	3,489.52	35,592.32
BELLERIVE ELEM.	68,316.00	42,807.10	962.52	24,546.38
CARMAN TRAILS ELEM.	83,652.00	44,129.64	5,928.00	33,594.36
CLAYMONT ELEM.	74,442.00	58,036.66	2,748.02	13,657.32
CRAIG ELEM.	90,326.00	70,021.46	7,349.97	12,954.57
GREEN TRAILS ELEM.	69,845.00	45,390.93	635.20	23,818.87
HANNA WOODS ELEM.	74,485.00	57,190.97	3,330.48	13,963.55
HENRY ELEM.	106,539.00	46,981.73	1,364.41	58,192.86
HIGHCROFT ELEM.	62,387.00	27,711.62	1,194.32	33,481.06
MASON RIDGE ELEM.	83,275.00	33,376.08	18,554.24	31,344.68
MCKELVEY ELEM.	109,182.00	54,248.86	2,507.50	52,425.64
OAK BROOK ELEM.	97,298.00	62,633.58	4,420.70	30,243.72
PIERREMONT ELEM.	83,195.00	46,621.01	14,275.45	22,298.54
RIVER BEND ELEM.	76,023.00	54,378.27	843.58	20,801.15
ROSS ELEM.	57,357.00	51,198.11	192.77	5,966.12
SORRENTO SPRINGS ELEM.	56,590.00	27,187.23	8,261.43	21,141.34
SHENANDOAH VALLEY ELEM.	95,971.00	66,019.55	3,433.05	26,518.40
WREN HOLLOW ELEM.	62,266.00	49,717.42	1,120.33	11,428.25
Grand Total for Funds 10-12	3,704,131.00	2,298,928.49	271,470.45	1,133,732.06
Grand Total for Fund 20	0.00	2,918.96	0.00	-2,918.96
Grand Total for Fund 30	0.00	0.00	0.00	0.00
Grand Total for Funds 40-41	54,254.00	35,518.87	22,547.91	-3,812.78
Grand Total All	3,758,385.00	2,337,366.32	294,018.36	1,127,000.32

**Parkway School District
Consolidated Budget - Programs Recap Report**

Fiscal Year 2019 Through Period 8 Run Date: 03-06-2019 @ 16:25:30

	Budget	Expended	Encumbrances	Unexpended
SPECIAL READING	17,871.00	10,193.09	1,403.19	6,274.72
COMM ARTS	202,510.00	108,369.01	3,095.90	91,045.09
MATHEMATICS	92,242.00	44,391.17	8,405.20	39,445.63
FINE ARTS	393,345.00	242,261.18	14,257.55	136,826.27
PHYSICAL EDUCATION	64,811.00	42,187.13	2,824.47	19,799.40
SCIENCE	130,491.00	62,666.47	1,886.32	65,938.21
SOCIAL STUDIES	108,715.00	72,338.44	903.42	35,473.14
INSTRUCTIONAL TECHNOLOGY	117,682.00	71,563.90	9,000.69	37,117.41
GUIDANCE	31,006.00	9,697.30	0.00	21,308.70
ART	147,208.00	103,193.27	20,627.72	23,387.01
BLDG ADMIN SERVICES	2,226,800.00	1,150,751.75	124,923.39	951,124.86
AUDIO VISUAL SERVICES	13,180.00	-1,066.00	-211.52	14,457.52
BUSINESS EDUCATION	48,677.00	16,419.91	0.00	32,257.09
MODERN CLASSICAL LANG	45,883.00	18,174.77	98.15	27,610.08
FAMILY AND CONSUMER SC	74,474.00	35,351.38	11,544.83	27,577.79
INDUSTRIAL ARTS	46,193.00	21,852.06	1,556.34	22,784.60
STUDENT BODY ACT	242,204.00	131,129.26	36,793.34	74,281.40
DRIVERS EDUCATION	920.00	140.01	0.00	779.99
COOP VOC ED	82,760.00	21,882.06	2,252.29	58,625.65
UNIFIED STUDIES	2,580.00	2,873.38	0.00	-293.38
SPEECH	28,911.00	11,905.18	0.00	17,005.82
LIBRARY SVCS	94,820.00	43,359.13	7,213.89	44,246.98
HEALTH ED	8,483.00	2,658.04	301.14	5,523.82
EEE CAMP	123,917.00	13,428.21	58,188.00	52,300.79
GIFTED EDUCATION	218,386.00	138,270.27	270.80	79,844.93
DRUG FREE SCHOOL	133,408.48	78,553.82	610.80	54,243.86
ADC	619,443.00	440,131.96	0.00	179,311.04
SUMMER SCHOOL	1,519,475.00	125,011.55	17,272.25	1,377,191.20
INSTRUCTIONAL STAFFING	134,616,254.86	77,135,634.00	0.00	57,480,620.86
BLDG LEVEL STAFFING	17,196,851.00	10,820,169.36	0.00	6,376,681.64
SPECIAL SERVICES	505,018.00	239,625.78	22.86	265,369.36
ESOL	17,778.00	8,247.03	492.80	9,038.17
ATHLETICS	1,009,781.00	628,528.64	117,204.65	264,047.71
ADULT BASIC EDUCATION	1,684,775.00	945,651.25	17,919.35	721,204.40
SWIM CLUB	850,596.00	472,810.25	26,579.00	351,206.75
EARLY CHILDHOOD	1,714,276.00	1,069,339.20	4,256.49	640,680.31
PRESCHOOLS	2,138,430.00	1,421,120.90	846.92	716,462.18
PARK ROCK COMM ED	105,000.00	19,739.63	0.00	85,260.37

**Parkway School District
Consolidated Budget - Programs Recap Report**

Fiscal Year 2019 Through Period 8 Run Date: 03-06-2019 @ 16:25:30

	Budget	Expended	Encumbrances	Unexpended
STUDENT SERVICES	129,295.00	122,034.41	0.00	7,260.59
PUPIL PERSONNEL	2,042,806.00	1,566,801.43	280,095.64	195,908.93
HEALTH SERVICES	2,755,148.00	1,695,141.77	1,922.18	1,058,084.05
GUIDANCE AND COUNSELING	205,717.00	133,051.08	0.00	72,665.92
SEB SUPPORT	11,100.00	2,873.00	191.48	8,035.52
TEACH LEARN ACCOUNTABILITY	4,627,098.00	2,166,886.24	205,511.27	2,254,700.49
PROFESSIONAL LEARNING	1,349,713.00	637,565.10	8,861.25	703,286.65
READING DIAGNOSTICS	204,345.75	97,777.00	0.00	106,568.75
EVALUATION	267,638.00	167,855.90	511.51	99,270.59
INSTRUC TECH LIBRARY MEDIA	952,836.00	693,710.16	43,505.88	215,619.96
STUDENT ASSESSMENT	409,367.00	117,333.33	63,373.00	228,660.67
PROGRESS MONITORING	817,164.00	314,235.65	0.00	502,928.35
BOARD OF EDUCATION	217,455.00	194,258.65	0.00	23,196.35
SUPERINTENDENT	481,887.00	293,642.25	0.00	188,244.75
DISTRICT DUES	154,100.00	99,495.23	40,808.22	13,796.55
LEGAL SERVICES	175,000.00	79,672.63	97,048.19	-1,720.82
DEPUTY SUPERINTENDENT	347,512.00	189,353.45	1,602.40	156,556.15
ASST SUPER OF STUDENT SERVICES	324,513.00	183,836.71	0.00	140,676.29
CHIEF FINANCIAL OFFICER	312,444.00	199,059.86	361.78	113,022.36
COMMUNICATIONS	953,952.00	669,978.98	5,599.44	278,373.58
SAFETY SECURITY	1,368,648.00	842,024.44	303,648.29	222,975.27
SPECIAL PROJECTS	167,907.00	58,660.63	5,648.90	103,597.47
FINANCE	1,011,363.00	686,401.15	6,101.17	318,860.68
INTERNAL EQUIP FIN	456,360.00	319,395.22	133,774.10	3,190.68
RISK MGMT	2,261,532.00	2,042,318.36	78,969.59	140,244.05
FOOD SERVICES	6,872,016.00	4,272,304.15	900,936.24	1,698,775.61
PURCHASING	395,962.00	250,807.23	457.12	144,697.65
PRINT SHOP	28,336.00	-6,083.30	4,227.21	30,192.09
SCHOOL STORES	440,123.00	245,848.92	97,744.26	96,529.82
WAREHOUSE	1,228,140.00	613,093.57	3,930.46	611,115.97
MAILROOM	94,053.00	48,841.22	1,541.29	43,670.49
TECHNOLOGY	7,243,781.00	5,104,959.08	288,573.93	1,850,247.99
HUMAN RESOURCES	1,143,585.00	703,154.54	8,956.33	431,474.13
TRANSPORTATION	6,918,901.00	4,805,095.84	115,244.37	1,998,560.79
SSD TRANSPORTATION	2,782,606.00	1,419,620.32	0.00	1,362,985.68
FACILITY OPERATIONS	8,198,278.00	4,911,624.70	101,528.73	3,185,124.57
FACILITY MAINTENANCE	5,209,547.00	3,051,943.24	406,084.35	1,751,519.41
GROUNDS MAINTENANCE	1,991,323.00	1,173,555.46	190,128.52	627,639.02

**Parkway School District
Consolidated Budget - Programs Recap Report**

Fiscal Year 2019 Through Period 8 Run Date: 03-06-2019 @ 16:25:30

	Budget	Expended	Encumbrances	Unexpended
PLANNING	1,419,370.48	573,646.55	148,896.80	696,827.13
ENVIRONMENTAL SVCS	747,447.00	519,771.83	76,093.99	151,581.18
FACILITY MANAGEMENT	920,866.00	482,141.69	23,423.51	415,300.80
SUSTAINABILITY	5,325,222.00	2,905,057.64	1,012,030.97	1,408,133.39
REBATE PROJECTS	329,946.00	-259,952.58	18,256.00	571,642.58
2014 BOND	22,496,421.00	13,575,702.17	2,881,459.96	6,039,258.87
2018 BOND	3,016,930.00	802.59	831,974.36	2,184,153.05
DEBT SERVICE	25,450,648.00	23,110,374.01	3,311.00	2,336,962.99
STATE GRANTS	372,071.50	119,918.65	0.00	252,152.85
FEDERAL GRANTS	2,513,148.00	1,185,252.21	18,169.97	1,309,725.82
LOCAL GRANTS	121,835.11	97,716.79	6,774.72	17,343.60
Grand Total for Funds 10-12	85,152,564.59	51,666,577.64	4,811,834.76	28,674,152.19
Grand Total for Fund 20	154,200,715.59	88,199,225.35	0.00	66,001,490.24
Grand Total for Fund 30	25,450,648.00	23,110,374.01	3,311.00	2,336,962.99
Grand Total for Funds 40-41	26,119,754.00	15,280,133.30	3,260,698.49	9,763,075.26
Grand Total All	293,940,612.18	178,257,112.89	8,907,818.61	106,775,680.6

• **GLOSSARY**

ACCOUNTS PAYABLE - Unpaid amounts currently owed to vendors for goods and services provided.

ACCOUNTS RECEIVABLE - Revenues earned but not yet received by the District.

AMOUNT PROVIDED FOR BOND PRINCIPAL - Amount available to meet current and future bond payments.

AMOUNT TO BE PROVIDED FOR PRINCIPAL AND INTEREST - The amount of funds needed to repay remaining bonded indebtedness. This is a “memo type” entry and does not represent an actual accumulation of cash.

BONDS AND INTEREST PAYABLE - CURRENT - Amount of bond principal and interest payable in future years.

CONSTRUCTION IN PROGRESS - Amounts expended to date on construction projects not completed. When completed, this account is reduced by the total cost of the completed projects.

ENCUMBRANCES - Obligations in the form of purchase orders, contracts, salary commitments, etc. for which a budgeted appropriation has been made.

EQUITY IN GENERAL FIXED ASSETS - Represents the appropriation of funds over a number of years to acquire land, buildings / improvements, and equipment. It is an offset to the respective asset accounts.

FUND BALANCE - The excess of assets over liabilities, which represent the “net worth” of a fund.

FUNDS - The four basic funds and their purposes are:

Capital Projects (Building) - Only capital equipment and building additions / alterations can be charged to this fund. Primary sources of revenue are property / delinquent taxes, building leases, investment income and sale of bonds.

Debt Service - Bond principal, interest and fees associated with the issue and redemption of bonds are the only expenses chargeable to this fund. Primary sources of revenue are property / delinquent taxes and investment income.

General (Incidental) - Expenses not specifically chargeable to other funds are charged to this fund. Primary sources of revenue are property / delinquent taxes, sales tax, investment income, minimum guarantee, VST, textbook, transportation and food service.

Special Revenue (Teachers) - Only salaries for certificated personnel and the cost medical / dental / vision / life insurance can be charged to this fund. Primary sources of revenue are property / delinquent taxes, investment income, state utility tax, minimum guarantee and VST.

INVENTORIES - Value of consumables purchased for future use.

PREPAID EXPENSES - Services paid for in advance of use (e.g. insurance).

RESERVE - Portion of the fund balance which is segregated for a future use and, therefore, not available for future appropriation.

RESERVE FOR BUDGETED ENCUMBRANCE - Funds budgeted and encumbered but not yet spent.

RESTRICTED RESERVE - Balances in the General Fund or Capital Projects Fund restricted as to the use (e.g. future medical / dental benefits) or unspent bond issue funds.

UNREALIZED REVENUES - Revenues budgeted but not yet realized.

UNSPENT BUDGETED FUNDS - Funds budgeted but not expended or encumbered.



FOR MONTH OF: FEBRUARY - FY19

Attached is a list (alphabetical by vendor) of purchase orders and order for payments \$500 to \$15,000 and \$15,000 + which the administration has approved in accordance with Policy #DJEBP

Reports per DIC.BP

c: Patty Bedborough, Brian Whittle, Erik Lueders

ORDER FOR PAYMENT

\$500 - \$15,000

FEBRUARY - FY19

VENDOR NAME	DOCUMENT	INVOICE	WARRANT	OBJECT	CHECK NO	AMOUNT
AMERICAN SOLUTIONS	349986	INV03876171	REG	6411	487190	\$ 561.64
C & B LIFT TRUCK	350601	27545	REG	6411	487208	\$ 607.33
CROWN C SUPPLY	351342	13683587-001	REG	6411	0	\$ 898.33
DAVIS, NANCY	350594	MED REFND PRT B	EARLY	6241	487090	\$ 1,608.00
HALO BRANDED SOL	347876	375337	REG	6391	486432	\$ 649.58
HEARTLAND COCA-COLA	349398	5994202831	EARLY	6411	486930	\$ 539.59
HEARTLAND COCA-COLA	350426	6070202117	EARLY	6411	0	\$ 671.12
HEAVY DUTY TOOLS INC	350417	1095573	REG	6411	487242	\$ 715.00
HP INC	348891	6417273041	REG	6337	487035	\$ 515.00
KAMPELMAN, MARCIA	351096	PART B REIMBURSEMENT	EARLY	6241	487109	\$ 1,608.00
LAMA SEWING KITS	350240	04200922	REG	6332	487261	\$ 689.76
LAMA SEWING KITS	348752	04200883	REG	6411	486842	\$ 789.32
LAMP	350238	49838	REG	6391	487262	\$ 537.00
MANNING, DAVID	349563	PART B REIMBURSEMENT	EARLY	6241	486940	\$ 1,608.00
MANNING, JEAN	349401	PART B REIMBURSEMENT	EARLY	6241	486941	\$ 1,608.00
MAPLEWOOD UNITED MET	349525	02072019	EARLY	6391	486942	\$ 500.00
MARK, DIANE	348894	PART B REIMBURSE	EARLY	6241	486943	\$ 784.00
MCFARLAND, MARY	351099	PART B REIMBURSEMENT	EARLY	6241	487115	\$ 1,312.50
MILFORD SUPPLY COMPA	350486	S1571320.002	022819	6411	3415	\$ 580.80
MINNESOTA MEMORY	350363	32227	REG	6412	487280	\$ 664.95
MUSIC IN THE PARKS	351333	RESERVATION 48117	030719	6398	0	\$ 880.00
OTTO, JAMES	348002	MEDICARE PART B	EARLY	6241	486616	\$ 3,000.20
PARKWAY SCHOOL DISTR	349285	ELLISTOUR-PCH	EARLY	6391	487141	\$ 800.00
PJ PRINTING	348333	10121722	021419	6411	3341	\$ 780.00
PJ PRINTING	350612	10122224	022819	6411	3421	\$ 780.00
PROFESSIONAL KITCHEN	350473	12851	022819	6411	3423	\$ 733.05
PROFESSIONAL KITCHEN	350475	12907	022819	6411	3423	\$ 776.19
REPERTORY THEATRE OF	350404	2019181	EARLY	6411	487149	\$ 955.00
SPORTSPRINT INC	348782	354704	022119	6411	3384	\$ 818.46
STASZCUK, CHRISTIE	350043	REIMSTASZCUK2.19	REG	6411	487319	\$ 570.79
STL SHIRT CO.	348420	16246	021419	6411	3348	\$ 576.00
STL SHIRT CO.	350055	17023	022819	6411	3431	\$ 739.00
TIEARNEY, JASON	351086	ADVANCE	EARLY	1301	487174	\$ 4,550.00
TROTIER, ROSEMARY	348024	MEDICARE PART B	EARLY	6241	486658	\$ 781.62
UNIVERSAL CREATIVE C	350615	46440	EARLY	6411	487178	\$ 808.75
VILLA LIGHTING SUPPL	351128	S2584486.001	REG	6411	487325	\$ 893.86
WILLIAMS, STANLEY	350967	PART B MEDICARE	EARLY	6241	487183	\$ 1,548.00
WM. NOBBE AND CO.	350487	940554	022819	6411	3438	\$ 620.55
ZENFELL, CHERYL	349518	MEDICARE PART B	EARLY	6241	487001	\$ 917.00
					TOTAL:	\$ 38,976.39

PURCHASE ORDERS

\$500 - \$15,000

FEBRUARY FY 19

PO#	Vendor Name	PO Date	Order Amount	Balance	Status	1st GL Account
43190050	5 SULLIVAN SPEC	02/08/2019	\$ 750.00	\$ 750.00	8 - Printed	11149283-6411-07696
97190130	AFFTON AUTO RAD	02/21/2019	\$ 10,000.00	\$ 5,035.74	8 - Printed	10051470-6332
72190014	ALPINE TOWERS I	02/12/2019	\$ 1,440.00	\$ -	0 - Closed	10111272-6411
63190299	AMAZON	02/28/2019	\$ 923.72	\$ 923.72	8 - Printed	10235330-6412
62190389	AMAZON	02/08/2019	\$ 1,200.00	\$ 1,200.00	8 - Printed	10138127-6411-42701
83190109	AMAZON	02/08/2019	\$ 2,000.00	\$ 2,000.00	8 - Printed	10223825-6411
62190398	AMAZON	02/12/2019	\$ 14,000.00	\$ 14,000.00	8 - Printed	10111497-6411-90075
54190181	AMERICAN CANCER	02/26/2019	\$ 2,191.77	\$ 2,191.77	8 - Printed	11149334-6411-09394
40190031	AMIGOS FOR CHRI	02/20/2019	\$ 6,100.00	\$ -	0 - Closed	11149265-6411-07040
63190291	AOS-ALEXANDER O	02/22/2019	\$ 3,705.00	\$ -	0 - Closed	10235010-6316
85190325	ARTS LAWN MOWER	02/07/2019	\$ 5,000.00	\$ 5,000.00	8 - Printed	10255AHW-6332
63190298	ASSETGENIE, INC	02/28/2019	\$ 2,740.00	\$ 2,740.00	8 - Printed	10-1617
63190285	ASSETGENIE, INC	02/21/2019	\$ 3,358.25	\$ 3,358.25	8 - Printed	10-1617
63190271	ASSETGENIE, INC	02/06/2019	\$ 3,382.00	\$ -	0 - Closed	10-1617
62190400	AVANT ASSESSMEN	02/12/2019	\$ 1,750.00	\$ -	0 - Closed	10213004-6412
58190209	B & B AQUATICS	02/12/2019	\$ 750.00	\$ -	0 - Closed	11149385-6411-09424
56190196	BLICK ART MATER	02/26/2019	\$ 578.75	\$ 578.75	8 - Printed	10111BNP-6411
54190180	BLICK ART MATER	02/26/2019	\$ 1,119.64	\$ 1,119.64	8 - Printed	10111BJW-6411
54190179	BLICK ART MATER	02/26/2019	\$ 2,910.31	\$ 2,910.31	8 - Printed	10111BJW-6411 *
85190324	BOBCAT OF ST LO	02/07/2019	\$ 5,000.00	\$ 5,000.00	8 - Printed	10255AHW-6332
43190055	BOOMERANG PROJE	02/12/2019	\$ 5,190.00	\$ -	0 - Closed	10221247-6319
1190038	BRAINPOP	02/12/2019	\$ 2,550.00	\$ 2,550.00	8 - Printed	10111190-6412
85190336	BROCK HOLDINGS	02/21/2019	\$ 14,788.00	\$ -	0 - Closed	10-2150
85190322	C & B LIFT TRUC	02/07/2019	\$ 5,000.00	\$ 5,000.00	8 - Printed	10255AHW-6332
41190029	CASUAL TEES	02/12/2019	\$ 744.00	\$ -	0 - Closed	11149273-6411-07696
58190207	CASUAL TEES	02/07/2019	\$ 1,251.00	\$ -	0 - Closed	11149365-6411-08528
63190284	CDW-G	02/21/2019	\$ 510.16	\$ 510.16	8 - Printed	102550S0-6412
63190288	CDW-G	02/22/2019	\$ 1,368.95	\$ 1,368.95	8 - Printed	10052380-6412
54190178	CHRIS CAKES OF	02/26/2019	\$ 1,462.02	\$ 1,462.02	8 - Printed	11149328-6411-09208
85190337	CI SELECT	02/21/2019	\$ 3,595.00	\$ 3,595.00	8 - Printed	10-2150
85190314	CI SELECT	02/05/2019	\$ 5,300.00	\$ 5,300.00	8 - Printed	40255340-6521-00792
48190220	CI SELECT	02/21/2019	\$ 9,325.00	\$ 9,325.00	8 - Printed	48406170-6521-00084
97190123	CLARKE POWER S	02/05/2019	\$ 3,000.00	\$ -	0 - Closed	10255709-6319
1190039	COACH CLIFF'S G	02/20/2019	\$ 3,191.00	\$ 3,191.00	8 - Printed	41149010-6541-07992
56190189	COSTUMER	02/20/2019	\$ 3,100.00	\$ 3,100.00	8 - Printed	11149339-6339-07696
43190054	COSTUMER	02/12/2019	\$ 4,990.84	\$ -	0 - Closed	11149281-6339-07696
85190328	CROWN C SUPPLY	02/20/2019	\$ 2,243.44	\$ -	0 - Closed	102550EI-6411
85190329	CROWN C SUPPLY	02/20/2019	\$ 3,000.00	\$ 3,000.00	8 - Printed	102550EI-6411
58190219	CUSTOMINK.COM	02/21/2019	\$ 657.70	\$ 657.70	8 - Printed	11149385-6411-08009
54190176	DCH, LLC	02/26/2019	\$ 2,000.00	\$ 2,000.00	8 - Printed	11149317-6391-08808
56190184	DEMCO INC	02/08/2019	\$ 1,240.49	\$ 1,240.49	8 - Printed	10221191-6411
85190331	DOCUMENT IMAGIN	02/20/2019	\$ 2,600.00	\$ 39.05	8 - Printed	102550J0-6363
85190350	DRAPERIES BY MO	02/26/2019	\$ 11,110.00	\$ 11,110.00	8 - Printed	10241900-6391
62190397	DRC-DATA RECOGN	02/12/2019	\$ 14,940.00	\$ 14,940.00	8 - Printed	10213051-6412
85190347	DUTCH HOLLOW SE	02/22/2019	\$ 1,332.00	\$ 1,332.00	8 - Printed	40255013-6541

PO#	Vendor Name	PO Date	Order Amount	Balance	Status	1st GL Account
93190012	EARLY CHILDHOOD	02/22/2019	\$ 531.22	\$ 531.22	8 - Printed	10352300-6411-04500
6190022	EDUCATIONPLUS	02/20/2019	\$ 1,577.00	\$ -	0 - Closed	10221301-6319
62190407	EL DORADO TRADI	02/26/2019	\$ 6,612.00	\$ 6,612.00	8 - Printed	10113113-6411
85190349	ELECTRICAL BOAR	02/25/2019	\$ 510.00	\$ 510.00	8 - Printed	10255694-6319
85190348	ENERGY PETROLEU	02/22/2019	\$ 1,454.66	\$ 1,454.66	8 - Printed	10255AJS-6486
85190313	ENERGY PETROLEU	02/01/2019	\$ 3,199.65	\$ -	0 - Closed	10255AJS-6486
85190338	ENERGY PETROLEU	02/21/2019	\$ 3,339.95	\$ -	0 - Closed	10255AJS-6486
97190129	ENERGY PETROLEU	02/21/2019	\$ 14,812.67	\$ 14,812.67	8 - Printed	10051380-6486
85190323	ERB EQUIPMENT C	02/07/2019	\$ 2,000.00	\$ 2,000.00	8 - Printed	10255AHW-6332
63190296	FALCON TECHNOLO	02/28/2019	\$ 798.00	\$ 798.00	8 - Printed	10235370-6412
85190330	FENCE & DECK DE	02/20/2019	\$ 1,066.08	\$ 1,066.08	8 - Printed	10111AIA-6411 *
85190346	FENCE & DECK DE	02/22/2019	\$ 2,466.52	\$ 2,466.52	8 - Printed	40241050-6541 *
56190195	FLAG LOFT	02/26/2019	\$ 549.60	\$ 549.60	8 - Printed	11149342-6411-08048
83190105	FOLLETT SCHOOL	02/08/2019	\$ 718.46	\$ 718.46	8 - Printed	10223840-6441
83190106	FOLLETT SCHOOL	02/08/2019	\$ 728.87	\$ 728.87	8 - Printed	10223157-6412
23190041	FOLLETT SCHOOL	02/21/2019	\$ 751.00	\$ 751.00	8 - Printed	10221069-6441
83190107	FOLLETT SCHOOL	02/08/2019	\$ 1,028.60	\$ 1,028.60	8 - Printed	10223690-6441
62190384	FOLLETT SCHOOL	02/08/2019	\$ 1,191.40	\$ 1,191.40	8 - Printed	10113171-6431
62190402	FOLLETT SCHOOL	02/26/2019	\$ 1,238.60	\$ 1,238.60	8 - Printed	10113168-6431
83190112	FOLLETT SCHOOL	02/26/2019	\$ 1,314.23	\$ 1,314.23	8 - Printed	10223770-6441
83190108	FOLLETT SCHOOL	02/08/2019	\$ 1,314.23	\$ -	0 - Closed	10223770-6441
83190104	FOLLETT SCHOOL	02/08/2019	\$ 1,422.22	\$ 1,422.22	8 - Printed	10223730-6441
83190113	FOLLETT SCHOOL	02/26/2019	\$ 1,434.22	\$ 1,434.22	8 - Printed	10223760-6441
83190114	FOLLETT SCHOOL	02/26/2019	\$ 1,563.11	\$ 1,563.11	8 - Printed	10223790-6441
83190111	FOLLETT SCHOOL	02/26/2019	\$ 2,267.70	\$ 2,267.70	8 - Printed	10223930-6441
23190040	FOLLETT SCHOOL	02/20/2019	\$ 2,800.00	\$ 2,800.00	8 - Printed	10221069-6441
83190103	FOLLETT SCHOOL	02/08/2019	\$ 3,243.97	\$ 3,243.97	8 - Printed	10223900-6441
54190177	FREESTYLE PHOTO	02/26/2019	\$ 957.01	\$ 957.01	8 - Printed	10111BJW-6411
54190170	FREESTYLE PHOTO	02/14/2019	\$ 964.75	\$ -	0 - Closed	10111BJW-6411
48190219	FRENCH GERLEMAN	02/21/2019	\$ 1,629.14	\$ 1,629.14	8 - Printed	48406160-6521-00089
63190289	FRONTLINE TECHN	02/22/2019	\$ 14,387.46	\$ -	0 - Closed	10235150-6412
62190396	FUEL EDUCATION	02/12/2019	\$ 7,175.00	\$ -	0 - Closed	10111115-6311 *
58190208	GOLF TEAM PRODU	02/08/2019	\$ 2,664.00	\$ -	0 - Closed	11149385-6411-08025
59190004	HEADMASTERS ASS	02/07/2019	\$ 1,050.00	\$ 1,050.00	8 - Printed	10234263-6319
74190012	HEINEMANN	02/26/2019	\$ 2,268.74	\$ 2,268.74	8 - Printed	10223050-6411 *
41190030	HERFF JONES INC	02/12/2019	\$ 2,000.00	\$ 2,000.00	8 - Printed	11149273-6411-09872
85190345	HOME SERVICE OI	02/22/2019	\$ 5,458.85	\$ 5,458.85	8 - Printed	10255AJS-6486
97190122	HOME SERVICE OI	02/01/2019	\$ 14,085.38	\$ -	0 - Closed	10051380-6486
97190132	HUSKEY BUS & TR	02/28/2019	\$ 8,000.00	\$ 8,000.00	8 - Printed	10255160-6342
85190315	IDN H HOFFMAN I	02/05/2019	\$ 1,264.32	\$ -	0 - Closed	102550DU-6411
85190339	INDUSTRIAL SOAP	02/21/2019	\$ 3,000.00	\$ 2,720.40	8 - Printed	10255812-6411
85190320	INDUSTRIAL SOAP	02/06/2019	\$ 7,200.00	\$ -	0 - Closed	10255825-6411
5190034	INTER-STATE STU	02/08/2019	\$ 606.00	\$ 606.00	8 - Printed	10111008-6411
41190028	J COLE INC.	02/08/2019	\$ 3,032.00	\$ -	0 - Closed	11149273-6411-08920
62190392	JEFFCO TRAVEL S	02/08/2019	\$ 1,788.00	\$ -	0 - Closed	10138149-6343-42701
56190183	JOSTENS INC	02/07/2019	\$ 705.00	\$ 705.00	8 - Printed	10141570-6411
56190188	JOSTENS INC	02/14/2019	\$ 726.80	\$ 726.80	8 - Printed	11149342-6411-08048
54190183	JOSTENS INC	02/26/2019	\$ 1,776.00	\$ 1,776.00	8 - Printed	11149321-6411-07288
63190273	JOURNEY EDUCATI	02/08/2019	\$ 2,583.66	\$ -	0 - Closed	10235150-6412

PO#	Vendor Name	PO Date	Order Amount	Balance	Status	1st GL Account
43190052	JUICE PLUS+ COM	02/08/2019	\$ 1,131.70	\$ -	0 - Closed	10111AWU-6411
63190293	KAJEET, INC	02/22/2019	\$ 5,781.61	\$ -	0 - Closed	10235290-6361
43190051	KANSAS CITY AUD	02/08/2019	\$ 2,489.10	\$ 2,489.10	8 - Printed	10111AXA-6411
73190081	KELLY PRESS	02/22/2019	\$ 750.00	\$ -	0 - Closed	11149156-6411-08363
85190333	KIESEL COMPANY	02/20/2019	\$ 1,760.44	\$ -	0 - Closed	10255AJS-6486
85190326	KNAPHEIDE TRUCK	02/07/2019	\$ 5,000.00	\$ 5,000.00	8 - Printed	10255AHW-6332
85190316	KOCH AIR LLC	02/05/2019	\$ 1,266.79	\$ -	0 - Closed	102550DX-6411
50190132	LINKS OF DARDEN	02/21/2019	\$ 1,750.00	\$ 1,750.00	8 - Printed	11149004-6398-09168
58190220	LONGSTRETH SPOR	02/21/2019	\$ 1,546.63	\$ 1,546.63	8 - Printed	11149385-6411-08009
85190317	MECHANICAL SUPP	02/05/2019	\$ 5,490.00	\$ -	0 - Closed	102550DX-6411
65190024	MICROTEK DOCUME	02/26/2019	\$ 6,126.52	\$ -	0 - Closed	10213810-6391
62190401	MIDWEST SHEET M	02/12/2019	\$ 1,143.90	\$ 1,143.90	8 - Printed	10111BUP-6431
63190272	MINNESOTA MEMOR	02/06/2019	\$ 1,599.80	\$ -	0 - Closed	10235410-6412
63190281	MINNESOTA MEMOR	02/20/2019	\$ 2,824.75	\$ 2,824.75	8 - Printed	10-1617
63190286	MINNESOTA MEMOR	02/21/2019	\$ 3,289.65	\$ 3,289.65	8 - Printed	10-1617
54190184	MO DECA	02/26/2019	\$ 2,530.00	\$ 2,530.00	8 - Printed	11149670-6398-07672
58190221	MO DECA	02/21/2019	\$ 6,850.00	\$ 145.00	8 - Printed	11149376-6398-07672
74190013	NATL BOARD/PROF	02/26/2019	\$ 950.00	\$ 950.00	8 - Printed	10223073-6319
58190210	NEW MANAGEMENT,	02/12/2019	\$ 577.50	\$ 577.50	8 - Printed	102410DC-6411
10190052	NOVEL NEIGHBOR	02/12/2019	\$ 1,596.00	\$ -	0 - Closed	11149191-6411-08312
10190053	OFFICE ESSENTIA	02/26/2019	\$ 500.00	\$ 500.00	8 - Printed	10241129-6411
56190197	OFFICE ESSENTIA	02/26/2019	\$ 718.75	\$ 718.75	8 - Printed	10111515-6411
5190036	OFFICE ESSENTIA	02/26/2019	\$ 890.27	\$ 890.27	8 - Printed	10221290-6411
71190018	OFFICE ESSENTIA	02/14/2019	\$ 1,253.66	\$ 1,253.66	8 - Printed	40234560-6541
2190069	OFFICE ESSENTIA	02/20/2019	\$ 2,000.00	\$ 2,000.00	8 - Printed	10241250-6411
40190032	OFFICE ESSENTIA	02/26/2019	\$ 3,000.00	\$ 3,000.00	8 - Printed	10241875-6411
60190013	OFFICE ESSENTIA	02/05/2019	\$ 5,648.90	\$ 5,648.90	8 - Printed	10254200-6411
5190033	OFFICE ESSENTIA	02/07/2019	\$ 5,672.06	\$ 5,672.06	8 - Printed	10111008-6411
71190017	OFFICE ESSENTIA	02/07/2019	\$ 6,559.19	\$ 6,559.19	8 - Printed	40234560-6541 *
48190208	OVERHEAD DOOR	02/07/2019	\$ 1,109.00	\$ 1,109.00	8 - Printed	48406100-6521-00087
48190210	OVERHEAD DOOR	02/08/2019	\$ 1,169.00	\$ 1,169.00	8 - Printed	48406120-6521-00087
48190211	OVERHEAD DOOR	02/08/2019	\$ 1,226.00	\$ 1,226.00	8 - Printed	48406130-6521-00087
48190212	OVERHEAD DOOR	02/08/2019	\$ 1,365.00	\$ 1,365.00	8 - Printed	48406140-6521-00087
48190209	OVERHEAD DOOR	02/07/2019	\$ 2,575.00	\$ 2,575.00	8 - Printed	48406110-6521-00087
48190207	OVERHEAD DOOR	02/07/2019	\$ 3,864.00	\$ 3,864.00	8 - Printed	48406100-6521-00087
85190334	OVERHEAD DOOR	02/20/2019	\$ 3,914.00	\$ -	0 - Closed	40255044-6521
54190185	PALEN MUSIC CEN	02/26/2019	\$ 1,000.00	\$ 1,000.00	8 - Printed	10111BJN-6332
74190014	PATTONVILLE HIG	02/26/2019	\$ 4,000.00	\$ 4,000.00	8 - Printed	10228103-6319-02105
50190127	PHENICIE, SHANE	02/07/2019	\$ 750.00	\$ -	0 - Closed	11149307-6319-09208
58190214	POWER SYSTEMS I	02/14/2019	\$ 763.98	\$ 763.98	8 - Printed	10111BQW-6411
62190391	PROJECT LEAD TH	02/08/2019	\$ 1,241.00	\$ -	0 - Closed	10138127-6411-42701
97190128	RABEN TIRE CO.	02/20/2019	\$ 14,000.00	\$ 14,000.00	8 - Printed	10051430-6332
63190294	RIVS.COM, INC.	02/22/2019	\$ 9,450.00	\$ -	0 - Closed	10235150-6412
58190205	ROGERS ATHLETIC	02/01/2019	\$ 880.00	\$ -	0 - Closed	10141040-6411
54190167	ROSE, TAYLOR	02/08/2019	\$ 500.00	\$ -	0 - Closed	11149321-6411-09672
58190213	RYAN, BARBARA	02/12/2019	\$ 600.00	\$ 600.00	8 - Printed	11149365-6411-08808
50190135	SAM'S CLUB DIRE	02/21/2019	\$ 600.00	\$ 600.00	8 - Printed	11149309-6411-07992
43190056	SAM'S CLUB DIRE	02/20/2019	\$ 2,000.00	\$ 1,887.18	8 - Printed	11149284-6411-09208
63190287	SCHILLER'S IMAG	02/21/2019	\$ 14,380.00	\$ 14,380.00	8 - Printed	10225400-6412-04604

PO#	Vendor Name	PO Date	Order Amount	Balance	Status	1st GL Account
32190007	SCHOOL HEALTH C	02/06/2019	\$ 1,031.82	\$ -	0 - Closed	40213050-6541
66190005	SCHOOL HEALTH C	02/21/2019	\$ 3,000.00	\$ 3,000.00	8 - Printed	10111497-6411-90075
17190036	SCHOOL SPECIALT	02/20/2019	\$ 511.92	\$ 511.92	8 - Printed	10111AIA-6411
43190053	SCHOOL SPECIALT	02/08/2019	\$ 519.90	\$ -	0 - Closed	10111AXA-6411
63190303	SCHOODOLOGY INC.	02/28/2019	\$ 2,000.00	\$ 2,000.00	8 - Printed	10235010-6316
62190393	SEYMOUR, TIM	02/08/2019	\$ 3,208.08	\$ -	0 - Closed	10378160-6343-02160
62190409	SHEPARD, LISA	02/26/2019	\$ 684.00	\$ 684.00	8 - Printed	10223238-6312
71190016	SHERATON WEST P	02/04/2019	\$ 1,000.00	\$ -	0 - Closed	10234235-6391
54190168	SIX FLAGS	02/12/2019	\$ 8,278.00	\$ 7,878.00	8 - Printed	11149670-6398-09208
85190351	SPHERA SOLUTION	02/28/2019	\$ 4,000.00	\$ 4,000.00	8 - Printed	10255694-6319
54190172	SSI FURNISHINGS	02/14/2019	\$ 4,462.00	\$ 4,462.00	8 - Printed	10111BJM-6411
45190022	ST. LOUIS CARDI	02/20/2019	\$ 4,788.00	\$ 4,788.00	8 - Printed	11149660-6398-08371
1190040	ST. LOUIS CARDI	02/20/2019	\$ 7,000.00	\$ 7,000.00	8 - Printed	11149020-6411-08056
63190280	STAPLES	02/14/2019	\$ 1,890.50	\$ 1,890.50	8 - Printed	10111006-6412
63190283	STAPLES	02/20/2019	\$ 4,537.20	\$ 4,537.20	8 - Printed	10111AJG-6412
58190215	STARS AND STRIP	02/14/2019	\$ 2,219.00	\$ 2,219.00	8 - Printed	11149365-6411-08155
85190344	TARKETT USA INC	02/21/2019	\$ 5,122.96	\$ 5,122.96	8 - Printed	10-2150
85190340	TECH ELECTRONIC	02/21/2019	\$ 1,125.00	\$ 1,125.00	8 - Printed	40255024-6541
54190187	TKO DJ'S	02/26/2019	\$ 978.00	\$ 978.00	8 - Printed	11149317-6391-09360
85190321	TR, I ARCHITECT	02/06/2019	\$ 2,750.00	\$ 321.25	8 - Printed	40255049-6531-00787
85190318	TR, I ARCHITECT	02/05/2019	\$ 3,140.00	\$ -	0 - Closed	102550IR-6319
85190342	TRANE U.S. INC	02/21/2019	\$ 3,420.52	\$ 3,420.52	8 - Printed	102550FP-6332
97190131	TRUCK CENTERS I	02/21/2019	\$ 1,777.97	\$ 1,777.97	8 - Printed	10051470-6332
97190127	TRUCK CENTERS I	02/20/2019	\$ 3,347.84	\$ -	0 - Closed	10-2150
97190126	TRUCK CENTERS I	02/20/2019	\$ 3,591.26	\$ 3,591.26	8 - Printed	10-2150
33190004	UNITED PARCEL S	02/08/2019	\$ 4,000.00	\$ 3,000.00	8 - Printed	10-1701
6190023	USA TOURS, INC	02/20/2019	\$ 1,750.00	\$ 1,750.00	8 - Printed	11259220-6342-07854
56190182	USA TOURS, INC	02/06/2019	\$ 8,090.00	\$ 8,090.00	8 - Printed	10253010-6342 *
62190394	USA TOURS, INC	02/08/2019	\$ 11,395.00	\$ -	0 - Closed	11001750-6342-09648
54190186	VANDALIA BUS LI	02/26/2019	\$ 975.00	\$ 975.00	8 - Printed	11259590-6342-09208
39190022	VERDANT WEB TEC	02/26/2019	\$ 13,000.00	\$ 13,000.00	8 - Printed	102550SB-6412
85190335	VILLA LIGHTING	02/20/2019	\$ 1,347.84	\$ 1,347.84	8 - Printed	102550DV-6411
85190343	VILLA LIGHTING	02/21/2019	\$ 1,874.70	\$ 1,874.70	8 - Printed	102550E0-6411
50190128	VIRCO MFG CORP	02/07/2019	\$ 2,269.20	\$ 2,269.20	8 - Printed	10111BE0-6411
50190133	VIVIANO'S CHEST	02/21/2019	\$ 1,697.87	\$ 1,697.87	8 - Printed	11149309-6411-07376
50190136	VS ATHLETICS	02/26/2019	\$ 2,991.40	\$ 2,991.40	8 - Printed	11149313-6411-09680
56190185	WEINHARDT PARTY	02/08/2019	\$ 972.50	\$ 972.50	8 - Printed	11149339-6339-09632
58190212	WINNING STREAK	02/12/2019	\$ 738.00	\$ -	0 - Closed	11149385-6411-09424
50190131	WINNING STREAK	02/14/2019	\$ 1,304.00	\$ -	0 - Closed	11149313-6411-09608
50190134	WINNING STREAK	02/21/2019	\$ 1,320.75	\$ 1,320.75	8 - Printed	11149313-6411-09160
54190169	WINNING STREAK	02/12/2019	\$ 3,100.00	\$ 3,100.00	8 - Printed	11149321-6411-09360
58190211	WINNING STREAK	02/12/2019	\$ 3,400.00	\$ 3,400.00	8 - Printed	11149365-6411-08155
50190129	WINNING STREAK	02/08/2019	\$ 4,782.50	\$ 1,458.00	8 - Printed	11149313-6411-07264
85190341	WOODARD CLEANIN	02/21/2019	\$ 13,370.88	\$ 13,370.88	8 - Printed	10-2150
TOTAL:			\$ 615,492.92			

\$15,000+
January FY19

PO#	Vendor Name	PO Date	Order Amount	Balance	Status	1st GL Account
60190014	ARTHUR J. GALLA	02/28/2019	\$ 74,177.00	\$ 74,177.00	8 - Printed	10-1703 *
63190290	BRIGHTBYTES, IN	02/22/2019	\$ 29,599.29	\$ 29,599.29	8 - Printed	10235150-6412
48190221	CI SELECT	02/25/2019	\$ 228,795.00	\$ 228,795.00	8 - Printed	48406010-6521-00084
58190218	COLLEGE BOARD-M	02/21/2019	\$ 73,000.00	\$ 73,000.00	8 - Printed	11149365-6411-09624
61190024	DUTCH HOLLOW SE	02/08/2019	\$ 26,644.80	\$ 26,644.80	8 - Printed	10-1615
48190206	F J JURCIC CO	02/05/2019	\$ 66,120.00	\$ 66,120.00	8 - Printed	40406053-6521-00079
97190124	HOME SERVICE OI	02/08/2019	\$ 15,267.18	\$ -	0 - Closed	10051380-6486
97190125	HOME SERVICE OI	02/20/2019	\$ 16,236.18	\$ -	0 - Closed	10051380-6486
75190035	J.W. TERRILL BE	02/05/2019	\$ 37,500.00	\$ 30,389.25	8 - Printed	12-3180
63190292	JOURNEY EDUCATI	02/22/2019	\$ 167,975.07	\$ 167,975.07	8 - Printed	10235150-6412
63190302	ROTH, WILLIAM J	02/28/2019	\$ 247,869.50	\$ 247,869.50	8 - Printed	48236010-6543-00106
65190023	ST. LOUIS CNTY	02/22/2019	\$ 120,000.00	\$ 120,000.00	8 - Printed	10253130-6341
76190013	ST. LOUIS COUNT	02/22/2019	\$ 56,880.34	\$ -	0 - Closed	10234430-6318
48190213	STRAIGHTUP SOLA	02/11/2019	\$ 618,421.00	\$ 618,421.00	8 - Printed	40406147-6521-00082
48190222	SUPERIOR ACQUIS	02/25/2019	\$ 265,822.34	\$ 265,822.34	8 - Printed	40406151-6531-00064
81190047	VACCARO & SONS	02/05/2019	\$ 40,000.00	\$ 28,782.36	8 - Printed	10052420-6471
85190327	VFA INC.	02/11/2019	\$ 18,611.41	\$ -	0 - Closed	10255AJN-6412
TOTAL:			\$ 3,242,477.51			

SPOT MARKET REPORT - February 2019

Purchase Order #	Date	Vendor #	Vendor Name	Comm. Code	QTY	UOM	Unit Price	Description	Object	Account Amt
61190001	07/05/18	631777	COSTCO	202				8.5 x 11 WHITE COPY PAPER - 30% RECYCLED		
61190001					840	EACH	\$ 29.74	PAPER - GP SPECTRUM	1615	\$ 24,981.60
61190012	08/15/18	809084	OFFICE ESSENTIALS INCORPORATED	202				8.5 x 11 WHITE COPY PAPER - 30% RECYCLED		
61190012					840	EACH	\$ 30.50	PAPER - UNIVERSAL	1615	\$ 25,620.00
61190016	09/14/18	809084	OFFICE ESSENTIALS INCORPORATED	202				8.5 x 11 WHITE COPY PAPER - 30% RECYCLED		
61190016					840	EACH	\$ 31.90	PAPER - UNIVERSAL	1615	\$ 26,796.00
61190018	10/15/18	622854	CONTRACT PAPER GROUP, INC	202				8.5 x 11 WHITE COPY PAPER - 30% RECYCLED		
61190018					840	EACH	\$ 31.89	PAPER - GEORGIA PACIFIC SPECTRUM	1615	\$ 26,787.60
61190023	12/20/18	632285	DUTCH HOLLOW SERVICES & SUPPLIES INC.	202				8.5 x 11 WHITE COPY PAPER - 30% RECYCLED		
61190023					840	EACH	\$ 31.72	PAPER - UNIVERSAL #20030	1615	\$ 26,644.80
61190024	02/08/2019	632285	DUTCH HOLLOW SERVICES & SUPPLIES INC.	202				8.5 x 11 WHITE COPY PAPER - 30% RECYCLED		
61190024					840	EACH	\$ 31.72	PAPER - UNIVERSAL #20030	1615	\$ 26,644.80
85190141	07/31/18	615999	FROESEL OIL CO, INC	400						
85190141					204	EACH	\$ 2.25	RFG REG UNLEADED	6486	\$ 458.80
85190141					410	EACH	\$ 2.36	ULS #2 DIESEL	6486	\$ 966.78
85190141					1	EACH	\$ 301.44	STATE AND FEDERAL TAXES AND FEES	6486	\$ 301.44
85190141					1097	EACH	\$ 2.25	RFG REG UNLEADED	6486	\$ 2,467.15
85190171	08/17/18	615999	FROESEL OIL CO, INC	400						
85190171					591	EACH	\$ 2.12	RFG REG UNLEADED	6486	\$ 1,251.74
85190171					384	EACH	\$ 2.23	ULS #2 DIESEL	6486	\$ 855.94

85190171					1	EACH	\$	222.88	STATE AND FEDERAL TAXES AND FEES			
85190171										6486	\$	222.88
85190171					250	EACH	\$	2.12	RFG REG UNLEADED			
85190171										6486	\$	529.50
85190171					40	EACH	\$	2.23	ULS#2 DIESEL			
85190171										6486	\$	89.16
85190194	08/28/18	615999	FROESEL OIL CO, INC	400								
85190194					1570	EACH	\$	2.16	RFG REG UNLEADED			
85190194										6486	\$	3,388.06
85190194					330	EACH	\$	2.24	ULS #2 DIESEL			
85190194										6486	\$	738.87
85190194					1	EACH	\$	410.61	STATE AND FEDERAL TAXES AND FEES			
85190194										6486	\$	410.61
85190194					431	EACH	\$	2.16	RFG REG UNLEADED			
85190194										6486	\$	930.10
85190199	09/04/18	615999	FROESEL OIL CO, INC	400								
85190199					1650	EACH	\$	2.13	RFG REG UNLEADED			
85190199										6486	\$	3,512.69
85190199					375	EACH	\$	2.25	ULS #2 DIESEL			
85190199										6486	\$	844.76
85190199					1	EACH	\$	435.98	STATE AND FEDERAL TAXES AND FEES			
85190199										6486	\$	435.98
85190199					450	EACH	\$	2.13	RFG REG UNLEADED			
85190199										6486	\$	958.01
85190218	09/12/18	615999	FROESEL OIL CO, INC	400								
85190218					1773	EACH	\$	2.04	RFG REG UNLEADED			
85190218										6486	\$	3,624.01
85190218					340	EACH	\$	2.34	ULS #2 DIESEL			
85190218										6486	\$	794.92
85190218					1	EACH	\$	447.15	STATE AND FEDERAL TAXES AND FEES			
85190218										6486	\$	447.15
85190218					430	EACH	\$	2.04	RFG REG UNLEADED			
85190218										6486	\$	878.92
85190231	09/25/18	615999	FROESEL OIL CO, INC	400								
85190231					1299	EACH	\$	2.10	RFG REG UNLEADED			
85190231										6486	\$	2,726.60
85190231					342	EACH	\$	2.39	ULS #2 DIESEL			
85190231										6486	\$	817.04
85190231					1	EACH	\$	359.89	STATE AND FEDERAL TAXES AND FEES			
85190231										6486	\$	359.89
85190231					402	EACH	\$	2.10	RFG REG UNLEADED			
85190231										6486	\$	843.80
85190240	10/10/18	615999	FROESEL OIL CO, INC	400								
85190240					1463	EACH	\$	2.18	RFG REG UNLEADED			
85190240										6486	\$	3,187.88
85190240					371	EACH	\$	2.44	ULS #2 DIESEL			
85190240										6486	\$	904.87
85190240					1	EACH	\$	398.81	STATE AND FEDERAL TAXES AND FEES			

85190240								6486	\$	398.81
85190240				430	EACH	\$	2.18 RFG REG UNLEADED			
85190240								6486	\$	936.97
85190265	11/08/18	642477	ENERGY PETROLEUM COMPANY	400						
85190265				1671.2	EACH	\$	2.13 NO LEAD 87 OCT RFG			
85190265								6486	\$	3,559.66
85190265				430.1	EACH	\$	2.13 NO LEAD 87 OCT RFG			
85190265								6486	\$	916.11
85190265				260	EACH	\$	2.55 #2 ULTRA LS DIESEL			
85190265								6486	\$	663.00
85190265				1	EACH	\$	294.34 FOR INVOICE 647834 FEDERAL AND STATE TAXES			
85190265								6486	\$	294.34
85190265				1	EACH	\$	75.76 FOR INVOICE 647836 FEDERAL AND STATE TAXES			
85190265								6486	\$	75.76
85190265				1	EACH	\$	45.85 FOR INVOICE 651276 FEDERAL AND STATE TAXES			
85190265								6486	\$	45.85
85190271	11/20/18	642477	ENERGY PETROLEUM COMPANY	400						
85190271				430	EACH	\$	1.96 NO LEAD 87 OCT RFG			
85190271								6486	\$	842.80
85190271				2270	EACH	\$	1.96 NO LEAD 87 OCT RFG			
85190271								6486	\$	4,449.20
85190271				230	EACH	\$	2.45 #2 ULTRA LS DIESEL			
85190271								6486	\$	563.50
85190271				1	EACH	\$	75.74 FOR INVOICE 647834 FEDERAL AND STATE TAXES			
85190271								6486	\$	75.74
85190271				1	EACH	\$	399.82 FOR INVOICE 647836 FEDERAL AND STATE TAXES			
85190271								6486	\$	399.82
85190271				1	EACH	\$	40.56 FOR INVOICE 651276 FEDERAL AND STATE TAXES			
85190271								6486	\$	40.56
85190283	12/06/18	642477	ENERGY PETROLEUM COMPANY	400						
85190283				425.1	EACH	\$	1.76 NO LEAD 87 OCT RFG			
85190283								6486	\$	748.18
85190283				1407.7	EACH	\$	1.73 NO LEAD 87 OCT RFG			
85190283								6486	\$	2,435.32
85190283				1	EACH	\$	74.88 FOR #6193473 FEDERAL AND STATE TAXES			
85190283								6486	\$	74.88
85190283				1	EACH	\$	247.94 FOR #6193474 FEDERAL AND STATE TAXES			
85190283								6486	\$	247.94

85190284	12/06/18	642477	ENERGY PETROLEUM COMPANY	400							
85190284					908	EACH	\$	1.74	NO LEAD 87 OCT RFG		
85190284										6486	\$ 1,579.92
85190284					290	EACH	\$	1.74	NO LEAD 87 OCT RFG		
85190284										6486	\$ 504.60
85190284					402	EACH	\$	2.32	#2 ULTRA PREM LS DIESEL		
85190284										6486	\$ 931.35
85190284					1	EACH	\$	159.93	FOR #1451221 FEDERAL AND STATE TAXES		
85190284										6486	\$ 159.93
85190284					1	EACH	\$	51.08	FOR #1451222 FEDERAL AND STATE TAXES		
85190284										6486	\$ 51.08
85190284					1	EACH	\$	70.89	FOR #1451220 FEDERAL AND STATE TAXES		
85190284										6486	\$ 70.89
85190301	01/14/19	642477	ENERGY PETROLEUM COMPANY	400							
85190301					420	EACH	\$	1.56	NO LEAD 87 OCT RFG		
85190301										6486	\$ 656.75
85190301					1370	EACH	\$	1.56	NO LEAD 87 OCT RFG		
85190301										6486	\$ 2,142.27
85190301					232	EACH	\$	1.93	#2 ULTRA LS DIESEL		
85190301										6486	\$ 447.76
85190301					1	EACH	\$	73.97	FOR 6196918 FEDERAL AND STATE TAXES		
85190301										6486	\$ 73.97
85190301					1	EACH	\$	40.91	FOR 61969201 FEDERAL AND STATE TAXES		
85190301										6486	\$ 40.91
85190301					1	EACH	\$	241.30	FOR 6196919 FEDERAL AND STATE TAXES		
85190301										6486	\$ 241.30
85190307	01/18/19	642477	ENERGY PETROLEUM COMPANY	400							
85190307					1561.1	EACH	\$	1.58	NO LEAD 87 OCT RFG		
85190307										6486	\$ 2,466.54
85190307					425	EACH	\$	1.58	NO LEAD 87 OCT RFG		
85190307										6486	\$ 671.50
85190307					1	EACH	\$	274.95	FOR 1451253 FEDERAL AND STATE TAXES		
85190307										6486	\$ 274.95
85190307					1	EACH	\$	74.86	FOR 1451252 FEDERAL AND STATE TAXES		
85190307										6486	\$ 74.86
85190313	02/01/2019	642477	ENERGY PETROLEUM COMPANY	400							
85190313					1485	EACH	\$	1.50	NO LEAD 87 OCT RFG		
85190313										6486	\$ 2,227.50
85190313					425	EACH	\$	1.50	NO LEAD 87 OCT RFG		
85190313										6486	\$ 637.50
85190313					1	EACH	\$	260.18	FOR 6202703 FEDERAL AND STATE TAXES		
85190313										6486	\$ 260.18
85190313					1	EACH	\$	74.47	FOR 6202702 FEDERAL AND STATE TAXES		
85190313										6486	\$ 74.47

85190333	02/20/2019	800559	KIESEL COMPANY	400								
85190333					356.6	EACH	\$	1.59	87 OCT 10% ETHANOL BLEND GASOLINE			
85190333										6486	\$	566.99
85190333					750.6	EACH	\$	1.59	87 OCT 10% ETHANOL BLEND GASOLINE			
85190333										6486	\$	1,193.45
			ENERGY PETROLEUM									
85190338	02/21/2019	642477	COMPANY	400								
85190338					335	EACH	\$	1.54	NO LEAD 87 OCT RFG			
85190338										6486	\$	515.90
85190338					793	EACH	\$	1.54	NO LEAD 87 OCT RFG			
85190338										6486	\$	1,221.22
85190338					1	EACH	\$	58.69	FOR 30643384 FEDERAL AND STATE TAXES			
85190338										6486	\$	58.69
85190338					1	EACH	\$	138.94	FOR 1454821 FEDERAL AND STATE TAXES			
85190338										6486	\$	138.94
85190338					793	EACH	\$	1.68	#2 ULTRA PREM LSD (SEASONAL)			
85190338										6486	\$	1,332.24
85190338					1	EACH	\$	72.96	FOR 30643385 FEDERAL AND STATE TAXES			
85190338										6486	\$	72.96
85190345	02/22/2019	626035	HOME SERVICE OIL CO INC	400								
85190345					2583.5	EACH	\$	1.64	RFG 87 OCT UNL REG - 1904500606			
85190345										6486	\$	4,236.94
85190345					401	EACH	\$	1.64	RFG 87 OCT UNL REG - 543427			
85190345										6486	\$	657.64
85190345					22.8	EACH	\$	1.64	RFG 87 OCT UNL REG - 1904500607			
85190345										6486	\$	37.39
									STATE AND FEDERAL TAXES AND FEES -			
85190345					1	EACH	\$	452.63	1904500607			
85190345										6486	\$	452.63
85190345					1	EACH	\$	70.25	STATE AND FEDERAL TAXES AND FEES - 543427			
85190345										6486	\$	70.25
									STATE AND FEDERAL TAXES AND FEES -			
85190345					1	EACH	\$	4.00	1904500607			
85190345										6486	\$	4.00
			ENERGY PETROLEUM									
85190348	02/22/2019	642477	COMPANY	400								
85190348					309.1	EACH	\$	1.63	NO LEAD 87 OCT RFG - 6206685			
85190348										6486	\$	503.83
85190348					1	EACH	\$	54.16	FOR 6206685 FEDERAL AND STATE TAXES			
85190348										6486	\$	54.16
85190348					1	EACH	\$	69.66	FOR 6206686 FEDERAL AND STATE TAXES			
85190348										6486	\$	69.66
85190348					397.6	EACH	\$	2.08	#2 ULTRA PREM LSD (SEASONAL) - 6206686			
85190348										6486	\$	827.01
97190059	09/12/18	615999	FROESEL OIL CO, INC	500								

97190086	11/20/18	642477	ENERGY PETROLEUM COMPANY	500							
97190086				7500	EACH	\$	2.31	PREMIUM ULTRA LOW SULFUR, #2 DIESEL FOR SCHOOL BUSES, BID #19P-55			
97190086									6486	\$	17,325.00
97190086				7500	EACH	\$	0.00	FED OIL SPILL FEE			
97190086									6486	\$	16.05
97190086				7500	EACH	\$	0.00	MO AGI TAX PER GAL EXTRA			
97190086									6486	\$	7.50
97190086				7500	EACH	\$	0.17	MO STATE TAX PER GAL			
97190086									6486	\$	1,275.00
97190086				7500	EACH	\$	0.00	MO ADG INSP. FEE TAX PER GAL			
97190086									6486	\$	5.25
97190086				7500	EACH	\$	0.00	MO USTD TRANSP LOAD FEE TAX PER GAL			
97190086									6486	\$	18.75
97190091	11/26/18	642477	ENERGY PETROLEUM COMPANY	500							
97190091				7500	EACH	\$	2.17	7500 GALLONS OF FUEL FOR SCHOOL BUSES. BID #19P-59			
97190091									6486	\$	16,261.50
97190091				7500	EACH	\$	0.00	FED. OIL SPILL FEE			
97190091									6486	\$	16.05
97190091				7500	EACH	\$	0.00	MO. AGI TAX PER GALLON EXTRA			
97190091									6486	\$	7.50
97190091				7500	EACH	\$	-	FED SUPER FUND TAX PER GALLON EXTRA			
97190091									6486	\$	-
97190091				7500	EACH	\$	0.17	MO. STATE TAX PER GALLON			
97190091									6486	\$	1,275.00
97190091				7500	EACH	\$	0.00	MO. ADG INSP. FEE TAX PER GALLON			
97190091									6486	\$	5.25
97190091				7500	EACH	\$	0.00	MO. USTD TRANSP. LOAD FEE TAX PER GALLON			
97190091									6486	\$	18.75
97190098	12/10/18	642477	ENERGY PETROLEUM COMPANY	500							
97190098				7500	EACH	\$	1.87	DIESEL FUEL FOR SCHOOL BUSES BID #19P-66			
97190098									6486	\$	14,025.00
97190098				7500	EACH	\$	0.00	FED OIL SPILL FEE			
97190098									6486	\$	16.05
97190098				7500	EACH	\$	0.00	MO AGI TAX PER GAL EXTRA			
97190098									6486	\$	7.50
97190098				7500	EACH	\$	0.17	MO STATE TAX PER GAL			
97190098									6486	\$	1,275.00
97190098				7500	EACH	\$	0.00	MO ADG INSP FEE TAX PER GAL			
97190098									6486	\$	5.25
97190098				7500	EACH	\$	0.00	MO USTD TRANSP. LOAD FEE TAX PER GAL			
97190098									6486	\$	18.75

97190124					7600	EACH	\$	0.00	MO. AGI TAX PER GAL . EXTRA			
97190124										6486	\$	7.60
97190124					7600	EACH	\$	0.17	MO. STATE TAX PER GAL.			
97190124										6486	\$	1,292.00
97190124					7600	EACH	\$	0.00	MO.ADG INSP. FEE TAX PER GAL.			
97190124										6486	\$	5.32
97190124					7600	EACH	\$	0.00	MO. USTD TANSF. LOAD FEE TAX PER GAL.			
97190124										6486	\$	19.00
97190125	02/20/2019	626035	HOME SERVICE OIL CO INC	500								
									PREMIUM ULTRA LOW SULFUR #2 DIESEL FUEL			
97190125					7600	EACH	\$	1.96	TREATED			
97190125										6486	\$	14,896.00
97190125					7600	EACH	\$	0.00	FED. OIL SPILL FEE			
97190125										6486	\$	16.26
97190125					7600	EACH	\$	0.00	MO.AGI TAX PER GAL EXTRA			
97190125										6486	\$	7.60
97190125					7600	EACH	\$	0.17	MO.STATE TAX PER GAL			
97190125										6486	\$	1,292.00
97190125					7600	EACH	\$	0.00	MO ADG INSP. FEE TAX PER GAL			
97190125										6486	\$	5.32
97190125					7600	EACH	\$	0.00	MO USTD TRANSP. LOAD FEE TAX PER GAL			
97190125										6486	\$	19.00
			ENERGY PETROLEUM									
97190129	02/21/2019	642477	COMPANY	500								
									PREMIUM ULTRA LOW SULFUR #2 DIESEL FUEL			
97190129					7500	EACH	\$	1.98	TREATED			
97190129										6486	\$	14,812.50
97190129					1	EACH	\$	0.00	FED OIL SPILL FEE			
97190129										6486	\$	-
97190129					1	EACH	\$	0.00	MO. AGI TAX PER GAL. EXTRA			
97190129										6486	\$	-
97190129					1	EACH	\$	0.17	MO. STATE TAX PER GALLON			
97190129										6486	\$	0.17
97190129					1	EACH	\$	0.00	MO. ADG INSP. FEE TAX PER GAL.			
97190129										6486	\$	-
97190129					1	EACH	\$	0.00	MO. USTD TRANSP. LOAD FEE TAX PER GAL			
97190129										6486	\$	-
85190167	08/09/18	851946	NEW SYSTEM CARPET	401								
									TRASH CAN LINERS 40" X 48" - 16 MICRON			
									HIGH DENSITY ONLY - CLEAR - START SEALED			
									(250/CS)			
									APPROX CASE WGT 21.6#			
85190167					400	EACH	\$	17.50	INTERPLAST/PITT #MR20283 MC			
85190167										6411	\$	7,000.00
85190168	08/09/18	914674	UNIPAK CORP.	401								

Total Commodity 401 (Trash Liners)	\$	37,692.00
Total Commodity 700 (Produce)	\$	89,295.00
Grand Total All Commodity	\$	612,423.94